



ELKA HANDLE STYLE FINISHES AVAILABLE

ELKA “CLASSIC” LEVERS:

WHITE

CHROME PLATED

PVD BRASS PLATED

SATIN NICKEL



ELKA “ELITE” STYLE LEVERS:

WHITE

CHROME PLATED

PVD BRASS PLATED

OIL RUBBED BRONZE

SATIN NICKEL





ABS TANK LEVERS—ELKA “CLASSIC” HANDLE STYLE

- DURABLE ABS PLASTIC TANK LEVER
- PRE-MOLDED TO SPECIFIC ANGLES AND LENGTHS
- COMPLETE WITH PLASTIC SPUD AND NUT
- REFER TO PAGE 9 FOR AVAILABLE TANK HANDLE FINISHES



| SIZE | WHITE | COLOUR (PLEASE SPECIFY) | CHROME PLATED | PVD BRASS PLATED | O R B | SATIN NICKEL |
|--|---------|-------------------------------|------------------|------------------------|---------|-----------------|
| SINGLE SIZE TANK LEVERS: | | | | | | |
| 5 DEGREE X 4 INCH (FOR USE WITH BEADED CHAIN) | 12-930 | 12-931 | 12-932 | 12-928 | 12-9OR4 | 12-9SN4 |
| 5 DEGREE X 6 INCH (FOR USE WITH BEADED OR HOOK CHAIN) | 12-116 | 12-126 | 12-136 | 12-146 | 12-1OR6 | 12-1SN6 |
| 5 DEGREE X 8 INCH (FOR USE WITH HOOK CHAIN ONLY) | 12-940 | 12-941 | 12-942 | 12-938 | 12-9OR8 | 12-9SN8 |
| 28 DEGREE X 4 INCH (FOR USE WITH BEADED CHAIN ONLY) | 12-214 | 12-224 | 12-234 | 12-244 | 12-2OR4 | 12-2SN4 |
| 28 DEGREE X 6 INCH (FOR USE WITH BEADED OR HOOK CHAIN) | 12-216 | 12-226 | 12-236 | 12-246 | 12-2OR6 | 12-2SN6 |
| 45 DEGREE X 4 INCH (FOR USE WITH BEADED OR HOOK CHAIN) | 12-314 | 12-324 | 12-334 | 12-344 | 12-3OR4 | 12-3SN4 |
| 45 DEGREE X 6 INCH (FOR USE WITH BEADED OR HOOK CHAIN) | 12-316 | 12-326 | 12-336 | 12-346 | 12-3OR6 | 12-3SN6 |
| RIGHT HAND TANK LEVERS: IN “CLASSIC” STYLE: | | | | | | |
| 8” RIGHT HAND TANK LEVERS (FOR USE WITH HOOK CHAIN) | 12R-940 | N/A | 12R-942 | N/A | N/A | N/A |





ABS TANK LEVERS—ELKA “ELITE” HANDLE STYLE

- DURABLE PLASTIC TANK LEVER
- PRE-MOLDED TO SPECIFIC ANGLES AND LENGTHS
- COMPLETE WITH PLASTIC SPUD AND NUT
- REFER TO PAGE 9 FOR AVAILABLE TANK HANDLE FINISHES



| SIZE | WHITE | COLOURS (PLEASE SPECIFY) | CHROME PLATED | PVD BRASS PLATED | O R B | SATIN NICKEL |
|--|--------|-----------------------------|------------------|------------------------|---------|-----------------|
| SINGLE SIZE TANK LEVERS: | | | | | | |
| 5 DEGREE X 4 INCH (FOR USE WITH BEADED CHAIN) | EL-930 | EL-931 | EL-932 | EL-928 | EL-9OR4 | EL-9SN4 |
| 5 DEGREE X 6 INCH (FOR USE WITH BEADED OR HOOK CHAIN) | EL-116 | EL-126 | EL-136 | EL-146 | EL-1OR6 | EL-1SN6 |
| 5 DEGREE X 8 INCH (FOR USE WITH HOOK CHAIN ONLY) | EL-940 | EL-941 | EL-942 | EL-938 | EL-9OR8 | EL-9SN8 |
| 28 DEGREE X 4 INCH (FOR USE WITH BEADED CHAIN ONLY) | EL-214 | EL-224 | EL-234 | EL-244 | EL-2OR4 | EL-2SN4 |
| 28 DEGREE X 6 INCH (FOR USE WITH BEADED OR HOOK CHAIN) | EL-216 | EL-226 | EL-236 | EL-246 | EL-2OR6 | EL-2SN6 |
| 45 DEGREE X 4 INCH (FOR USE WITH BEADED OR HOOK CHAIN) | EL-314 | EL-324 | EL-334 | EL-344 | EL-3OR4 | EL-3SN4 |
| 45 DEGREE X 6 INCH (FOR USE WITH BEADED OR HOOK CHAIN) | EL-316 | EL-326 | EL-336 | EL-346 | EL-3OR6 | EL-3SN6 |



COMBINATION ARM TANK LEVERS

METAL:

- BENDABLE METAL ARM FITS ALMOST ANY TOILET TANK INCLUDING FRONT MOUNT OR NEO-ANGLE
- SUITABLE FOR COMMERCIAL APPLICATIONS
- .080" THICK METAL ARMS
- COMES COMPLETE WITH CLIP TO ATTACH TO BEADED CHAIN
- PLASTIC SPUD AND NUT



ABS PLASTIC:



- COMBINATION ABS PLASTIC TANK LEVERS: CUT TO FIT
- GROOVED FOR CUTTING TO DESIRED SIZE
- CONNECTS TO ANY HOOKED OR BEADED CHAIN OR STRAP FLAPPER

REFER TO PAGE 9 FOR AVAILABLE TANK HANDLE FINISHES

| ELKA "CLASSIC" STYLE | WHITE | COLOURS (PLEASE SPECIFY) | CHROME PLATED | PVD BRASS PLATED | O R B | SATIN NICKEL |
|--|--------|-----------------------------|------------------|------------------------|---------|-----------------|
| 4" / 6" / 8" 5 DEGREE COMBINATION LEVERS | 12-11C | 12-12C | 12-13C | 12-14C | 12-10RC | 12-15NC |
| 4" / 6" / 8" 28 DEGREE COMBINATION LEVERS | 12-21C | 12-22C | 12-23C | 12-24C | 12-20RC | 12-25NC |
| 0.080" THICK METAL 8" LONG ARM LEVER | 12-818 | 12-828 | 12-838 | 12-848 | 12-80R8 | 12-SN8 |
| ELKA "ELITE" STYLE | WHITE | COLOURS (PLEASE SPECIFY) | CHROME PLATED | PVD BRASS PLATED | O R B | SATIN NICKEL |
| 4" / 6" / 8" 5 DEGREE COMBINATION LEVERS | EL-11C | EL-12C | EL-13C | EL-14C | EL-10RC | EL-15NC |
| 4" / 6" / 8" 28 DEGREE COMBINATION LEVERS | EL-21C | EL-22C | EL-23C | EL-24C | EL-20RC | EL-25NC |
| 0.080" THICK METAL 8" LONG ARM LEVER | EL-818 | EL-828 | EL-838 | EL-848 | EL-80R8 | EL-85NC |



3-WAY UNIVERSAL TOILET LEVERS

DURABLE ALL METAL COMPONENT LEVERS FIT 3 WAYS CAN BE USED AS:

- FRONT MOUNT
- SIDE MOUNT
- ANGLE MOUNT
- TRIM FOR SHORTER APPLICATIONS

| PART #: | FINISH: |
|----------------|-------------------|
| 14-303 | CHROME |
| 14-304 | BRASS |
| 14-305 | SATIN NICKEL |
| 14-306 | OIL RUBBED BRONZE |



4-WAY UNIVERSAL TOILET LEVERS

DURABLE ALL METAL COMPONENT LEVERS FIT 4 WAYS. CAN BE USED AS:

- 1) FRONT MOUNT
 - 2) SIDE MOUNT
 - 3) ANGLE MOUNT
 - 4) **RIGHT HAND MOUNT**
- TRIM FOR SHORTER APPLICATIONS

TRADITIONAL STYLE HANDLE

| PART #: | FINISH: |
|----------------|-------------------|
| 12-4WL-WH | WHITE |
| 12-4WL-BO | BONE |
| 12-4WL-CP | CHROME |
| 12-4WL-SN | SATIN NICKEL |
| 12-4WL-ORB | OIL RUBBED BRONZE |
| 12-4WL-PB | POLISHED BRASS |

CONTEMPORARY STYLE HANDLE

| PART #: | FINISH: |
|----------------|-------------------|
| 12-4WL-C-CP | CHROME |
| 12-4WL-C-SN | SATIN NICKEL |
| 12-4WL-C-ORB | OIL RUBBED BRONZE |
| 12-4WL-C- PB | POLISHED BRASS |





SIDE MOUNT LEVER—UNIVERSAL FIT

AVAILABLE IN A CHOICE OF ARMS AND FINISHES, 10 INCH

| PART #: | ARM: | FINISH: | PACKAGED: |
|----------|----------|---------|--------------------|
| 12-871 | BRASS | CHROME | INDIVIDUALLY BOXED |
| 12-871BA | ALUMINUM | CHROME | BULK |
| 12-871BB | BRASS | BONE | INDIVIDUALLY BOXED |
| 12-871BW | BRASS | WHITE | INDIVIDUALLY BOXED |



SIDE MOUNT—PUSH BUTTON UNIVERSAL FIT

WELL SUITED TO AMERICAN STANDARD* ELLISSE*, PALLAS* AND LEXINGTON* TOILETS
AVAILABLE IN CHOICE OF MATERIALS AND FINISHES, 8 INCH

| PART #: | ARM: | FINISH: | PACKAGED: |
|---------|------|--------------------|-----------|
| 12-328 | ABS | PVD POLISHED BRASS | BULK |
| 12-327 | ABS | CHROME | BULK |



| PART #: | ARM: | FINISH: | PACKAGED: |
|---------|-------|---------|---------------------|
| 12-868 | BRASS | CHROME | INDIVIDUALLY BAGGED |



FRONT MOUNT PUSH BUTTON—UNIVERSAL FIT

AVAILABLE IN CHOICE OF COMPONENT MATERIALS

| PART #: | SIZE: | ARM: | SPUD AND NUT: | PACKAGED: |
|------------|--------|-------------|---------------|-----------|
| 12-867 | 8-1/4" | ROUND BRASS | ABS PLASTIC | BULK |
| 12-877 | 5-1/2" | ROUND BRASS | ABS PLASTIC | BULK |
| 12-1064PSB | 8" | ROUND BRASS | ABS PLASTIC | BULK |





DURABLE GENERAL PURPOSE TANK LEVERS — UNIVERSAL FIT

STANDARD METAL TANK LEVER

AVAILABLE IN CHOICE OF COMPONENT MATERIALS AND SIZES, CHROME PLATED

| <u>PART #:</u> | <u>SIZE:</u> | <u>ARM:</u> | <u>SPUD AND NUT:</u> | <u>PACKAGED:</u> |
|----------------|--------------|-------------|----------------------|------------------|
| 12-864B | 8" | BRASS | METAL | BULK |
| 12-864PSB | 8" | BRASS | PLASTIC | BULK |



DELUXE METAL TANK LEVER

AVAILABLE IN CHOICE OF COMPONENT MATERIALS AND SIZES, CHROME PLATED

| <u>PART #:</u> | <u>SIZE:</u> | <u>ARM:</u> | <u>SPUD AND NUT:</u> | <u>PACKAGED:</u> |
|----------------|--------------|-------------|----------------------|------------------|
| 12-870B | 8-1/4" | BRASS | METAL | BULK |
| 12-870PSB | 8-1/4" | BRASS | PLASTIC | BULK |



HEAVY DUTY METAL TANK LEVER

AVAILABLE IN CHOICE OF COMPONENT MATERIALS AND SIZES, CHROME PLATED

| <u>PART #:</u> | <u>SIZE:</u> | <u>ARM:</u> | <u>SPUD AND NUT:</u> | <u>PACKAGED:</u> |
|----------------|--------------|-------------|----------------------|--------------------|
| 12-865 | 8" STD | BRASS, FLAT | METAL | INDIVIDUALLY BOXED |
| 12-865B | 8" STD | BRASS, FLAT | METAL | BULK |
| 12-866 | 10" OFFSET | BRASS FLAT | METAL | INDIVIDUALLY BOXED |
| 12-866B | 10" OFFSET | BRASS FLAT | METAL | BULK |



| <u>PART #:</u> | <u>SIZE:</u> | <u>ARM:</u> | <u>SPUD AND NUT:</u> | <u>PACKAGED:</u> |
|----------------|--------------|-------------|----------------------|--------------------|
| 12-874 | 8" FANCY | BRASS FLAT | METAL | INDIVIDUALLY BOXED |





REPLACEMENT TANK LEVERS — FIT AMERICAN STANDARD*

DURABLE PLASTIC TANK LEVER

PRE-MOLDED TO SPECIFIC ANGLE FIT AMERICAN STANDARD* TOILETS

5 DEGREE X 6 INCH

FOR REF# 047148 - XXXXA

| PART #: | FINISH: |
|----------------|----------------|
| 12-004W | WHITE |
| 12-004C | CHROME |
| 12-004B | BONE |

15 DEGREE X 6 INCH

FOR REF# 4063.XXX

| PART #: | FINISH: |
|----------------|----------------|
| 12-005W | WHITE |
| 12-005C | CHROME |
| 12-005B | BONE |

30 DEGREE X 6 INCH

FOR REF# 047192 - XXXXA:
4003, 4010, 4037, 4061, 4096, 4110, 4112, 4114,
4310, 4314, 4392, 4396 AND 4707 TANKS

| PART #: | FINISH: |
|----------------|----------------|
| 12-009W | WHITE |
| 12-009C | CHROME |
| 12-009B | BONE |

45 DEGREE X 4 INCH

| PART #: | FINISH: |
|----------------|----------------|
| 12-314W | WHITE |
| 12-314C | CHROME |
| 12-314B | BONE |

45 DEGREE X 6 INCH

FOR REF# 047242 - XXXXA:
4029 AND 4072 TANKS
AND
2099 AND 2100 ONE PIECE TOILETS

| PART #: | FINISH: |
|----------------|----------------|
| 12-047W | WHITE |
| 12-047C | CHROME |
| 12-047B | BONE |

PACKAGED: HANGING SEALED POLY BAGS





TOILET TANK LEVER REPLACES AMERICAN STANDARD*

AMERICAN STANDARD* CADET III* REPLACEMENT TRIP LEVER, REF# 738473-0020A FOR CADET III* SERIES TOILET MODELS #2386, 2383 AND 2384, PLASTIC ARM, CHROME PLATED

Part #: 12-903
Packaged: INDIVIDUALLY BAGGED
Carton Qty: 200
Replaces:
AMERICAN STANDARD* CADET III*



TOILET LEVER REPLACEMENT FITS AMERICAN STANDARD*

AMERICAN STANDARD* REPLACEMENT TRIP LEVER, REF# 738153-0020A, CHROME PLATED

Part #: 12-153
Packaged: INDIVIDUALLY BAGGED
Carton Qty: 200
Replaces:
AMERICAN STANDARD*



TOILET LEVER REPLACES AMERICAN STANDARD*

AMERICAN STANDARD* REPLACEMENT TRIP LEVER WITH LINKAGE, REF# 738254-0020A, CHROME PLATED

Part #: 12-254
Packaged: INDIVIDUALLY BAGGED
Carton Qty: 200
Replaces:
AMERICAN STANDARD*



TOILET LEVER REPLACES AMERICAN STANDARD*

AMERICAN STANDARD* REPLACEMENT TRIP LEVER, REF# 738772-0020A, CHROME PLATED

Part #: 12-772
Packaged: INDIVIDUALLY BAGGED
Carton Qty: 200
Replaces:
AMERICAN STANDARD*





TOILET LEVER FITS AMERICAN STANDARD*

AMERICAN STANDARD* REPLACEMENT TRIP LEVER, REF# 738473-0020A FOR CHAMPION* TOILETS, METAL ARM, CHROME PLATED

Part #: 12-473
Packaged: INDIVIDUALLY BAGGED
Carton Qty: 200
Replaces:
AMERICAN STANDARD*



TOILET LEVER REPLACES AMERICAN STANDARD*

REPLACEMENT LEVER FITS AMERICAN STANDARD* 4-1/4" BRASS LEVER ARM, ABS PLASTIC SPUD AND NUT, CHROME PLATED COMPLETE WITH METAL CLIP

Part #: 12-872B
Packaged: INDIVIDUALLY BAGGED
Carton Qty: 200
Replaces: AMERICAN STANDARD*



TOILET LEVER REPLACES AMERICAN STANDARD*

REPLACEMENT LEVER FITS AMERICAN STANDARD* 6-1/8" BRASS LEVER ARM, ABS PLASTIC SPUD AND NUT, CHROME PLATED COMPLETE WITH METAL CLIP

Part #: 12-873B
Packaged: INDIVIDUALLY BAGGED
Carton Qty: 200
Replaces:
AMERICAN STANDARD*




TOILET LEVER REPLACES ELJER*

REPLACEMENT LEVER FITS ELJER* SIDE MOUNT TANK LEVER, REF# 495-2704, BRASS LEVER ARM, ABS PLASTIC SPUD AND NUT - CHROME PLATED

| Part #: | Packaged: | Finish: |
|----------------|--------------------|----------------|
| 12-860 | INDIVIDUALLY BOXED | CHROME |
| 12-860B | BULK POLY BAG | CHROME |
| 12-861 | INDIVIDUALLY BOXED | BRASS |

Carton Qty: 50
Replaces:
ELJER*






TOILET LEVER FITS GERBER*

GERBER* PRESSURE ASSIST TRIP LEVER WITH LINKAGE, REF# 99-571-KT, METAL ARM, CHROME PLATED HANDLE

Part #: 12-571
Packaged: INDIVIDUALLY BAGGED
Carton Qty: 200
Replaces: GERBER*



TOILET LEVER REPLACES KOHLER*

REPLACEMENT LEVER FITS KOHLER* WELLWORTH II* SERIES, REF# K9404, TANK LEVER, ABS PLASTIC LEVER ARM, SPUD AND NUT - CHROME PLATED

| Part #: | Packaged: | Finish: |
|----------------|--------------------|----------------|
| 12-862 | INDIVIDUALLY BOXED | CHROME |
| 12-862B | BULK POLY BAG | CHROME |
| 12-863 | INDIVIDUALLY BOXED | BRASS |

Carton Qty: 50
Replaces: KOHLER*



TOILET LEVER FITS KOHLER*

REF# 81609 TANK LEVER CHROME (BOX)

Part #: 12-875
Packaged: INDIVIDUALLY BAGGED
Carton Qty: 100
Replaces: KOHLER*



TOILET LEVER FITS KOHLER*

KOHLER* STYLE LEVER

Part #: 12-876
Packaged: INDIVIDUALLY BAGGED
Carton Qty: 100
Replaces: KOHLER*





TOILET LEVER REPLACES MANSFIELD*

MANSFIELD* STYLE REPLACEMENT TANK LEVER REF# 42 WITH 10-1/4" ROUND BRASS ARM, ABS PLASTIC SPUD AND NUT, CHROME PLATED HANDLE


Part #: 12-420
Packaged: INDIVIDUALLY BAGGED
Carton Qty: 100
Replaces: MANSFIELD*



TOILET LEVER REPLACES MANSFIELD*

MANSFIELD* STYLE REPLACEMENT TANK LEVER WITH 9" ABS PLASTIC ARM, SPUD AND NUT, CHROME PLATED HANDLE


Part #: 12-869B
Packaged: INDIVIDUALLY BAGGED
Carton Qty: 200
Replaces: MANSFIELD*



TOILET LEVER REPLACES UNIVERSAL RUNDLE*

UNIVERSAL RUNDLE* STYLE REPLACEMENT TANK LEVER WITH 8" FLAT BRASS ARM WITH TWIST AND NOTCH, ABS PLASTIC SPUD AND NUT, CHROME PLATED HANDLE

Part #: 12-311
Packaged: INDIVIDUALLY BAGGED
Carton Qty: 100
Replaces: UNIVERSAL RUNDLE*





DURABLE METAL REPLACEMENT TANK LEVERS FIT TOTO*

AVAILABLE IN A CHOICE OF MODELS AND FINISHES; ALL INDIVIDUALLY BAGGED

| MODEL #: | FINISH: | FITS: |
|-----------------|-------------------|--------------|
| PLU004#ORB | OIL RUBBED BRONZE | THU004* |
| PLU004#CP | CHROME PLATED | THU004* |
| PLU004#SN | SATIN NICKEL | THU004* |



| MODEL #: | FINISH: | FITS: |
|-----------------|-------------------|--------------|
| PLU061#ORB | OIL RUBBED BRONZE | THU061* |
| PLU061#CP | CHROME PLATED | THU061* |
| PLU061#SN | SATIN NICKEL | THU061* |



| MODEL #: | FINISH: | FITS: |
|-----------------|-------------------|--------------|
| PLU068#ORB | OIL RUBBED BRONZE | THU068* |
| PLU068#CP | CHROME PLATED | THU068* |
| PLU068#SN | SATIN NICKEL | THU068* |



| MODEL #: | FINISH: | FITS: |
|-----------------|----------------|--------------|
| PLU146#CP | CHROME PLATED | THU146* |
| PLU146#SN | SATIN NICKEL | THU146* |

